

Total Expenditure Excluding Salary

CONSOLIDATED INCOME & EXPENDITURE ACCOUNT FOR THE YEAR ENDED 31ST MARCH, 2022

SANT BABA BHAG SINGH UNIVERSITY  
VILL. KHALA, PO. PADHIANA, DIST. JALANDHAR

PARTICULARS	UNIVERSITY		TRANSPORT		TOTAL		PARTICULARS	UNIVERSITY		TRANSPORT		TOTAL	
To Opening Stock	1,90,038.25	-	-	-	1,90,038.25	-	By Fees & Other Charges	16,74,20,832.75	-	1,81,21,963.00	-	18,55,42,795.75	
To Advertisement	12,46,638.00	-	-	-	12,46,638.00	-	By Hostel Fees	27,10,395.00	-	-	-	27,10,395.00	
To Audit Fee	2,06,200.00	-	-	-	2,06,200.00	-	By Miscellaneous Income	9,28,995.73	1,006.00	-	-	9,30,001.73	
To Bank Charges	14,728.52	8,321.10	-	-	23,049.62	-	By Re-Appar Fees	11,57,580.00	-	-	-	11,57,580.00	
To Bus Charges	-	71,78,715.00	-	-	71,78,715.00	-	By Interest	11,63,734.00	35,252.00	-	-	11,98,986.00	
To Building Repair	2,66,526.00	-	-	-	2,66,526.00	-	By Fine Charges	6,88,267.00	2,100.00	-	-	6,90,367.00	
To Cleaning Items	40,270.00	-	-	-	40,270.00	-	By Donation/Contribution	23,900.00	-	-	-	23,900.00	
To Computer Expenses	3,45,218.40	-	-	-	3,45,218.40	-	By Medicine Charges	10,720.00	-	-	-	10,720.00	
To Covid Expenses	6,156.00	-	-	-	6,156.00	-	By Photocopy Income	21,846.00	-	-	-	21,846.00	
To Diesel Expenses	67,59,024.00	77,40,911.00	-	-	1,45,00,935.00	-	By Photodiversity Consultancy Fees	39,450.00	-	-	-	39,450.00	
To Depreciation	42,49,766.00	25,58,481.00	-	-	68,08,247.00	-	By Physiotherapy	1,23,197.69	-	-	-	1,23,197.69	
To Electricity Bills	7,75,658.00	-	-	-	7,75,658.00	-	By Closing Stock	-	-	-	-	-	
To Exam (Employees State Insurance)	27,000.00	1,10,020.00	-	-	1,37,020.00	-							
To Examination Exps	84,36,060.00	-	-	-	84,36,060.00	-							
To Fees Concession	80,433.00	-	-	-	80,433.00	-							
To Function & Festivals	2,38,804.00	10,49,074.00	-	-	12,87,878.00	-							
To Insurance	1,82,071.00	12,98,354.81	-	-	14,80,425.81	-							
To Interest	2,42,292.00	-	-	-	2,42,292.00	-							
To Internet Expenses	3,17,609.00	-	-	-	3,17,609.00	-							
To Lab Expenses	85,994.00	-	-	-	85,994.00	-							
To Lab Expenses (Agriculture)	1,76,121.00	-	-	-	1,76,121.00	-							
To Lab Expenses (Hinct)	9,74,483.00	-	-	-	9,74,483.00	-							
To Land Scaping & Gardning	1,200.00	-	-	-	1,200.00	-							
To Legal Expenses	32,056.00	30,000.00	-	-	62,056.00	-							
To Medical Expenses	72,000.00	-	-	-	72,000.00	-							
To Miscellaneous Expenses	30,663.00	-	-	-	30,663.00	-							
To News Paper & Magazine	18,01,715.00	-	-	-	18,01,715.00	-							
To Petrol & Fuel	10,44,618.00	-	-	-	10,44,618.00	-							
To Petrol & Fuel (Generator)	22,200.00	-	-	-	22,200.00	-							
To Photo State Expenses	41,470.00	-	-	-	41,470.00	-							
To Postage & Telegram	9,87,354.00	5,592.00	-	-	9,92,946.00	-							
To Printing & Stationary	9,24,000.00	-	-	-	9,24,000.00	-							
To Professional Fee	28,10,965.00	4,36,517.00	-	-	32,47,482.00	-							
To Provident Fund	-	-	-	-	-	-							
Total	3,26,29,331.17	2,04,15,985.91	5,30,45,317.08	Total	17,42,88,918.17	1,81,60,321.00	19,24,49,239.17						

*Summa*





**SANT BABA BHAG SINGH UNIVERSITY**  
**VILL. KHIALA, PO. PADHIANA, DIST. JALANDHAR**


**CONSOLIDATED INCOME & EXPENDITURE ACCOUNT FOR THE YEAR ENDED 31ST MARCH, 2021**

PARTICULARS	UNIVERSITY	TRANSPORT	TOTAL	PARTICULARS	UNIVERSITY	TRANSPORT	TOTAL
To Opening Stock	2,19,597.43	-	2,19,597.43	By Fees & Other Charges	16,00,07,097.93	84,89,276.00	16,84,96,373.93
To Advertisement Exp	7,08,247.00	-	7,08,247.00	By Hostel Fees	74,33,433.00	-	74,33,433.00
To Audit Fees	40,000.00	-	40,000.00	By Misc Income	1,48,629.00	164.40	1,48,793.40
To Bank Charges	1,06,907.57	6,219.78	1,13,127.35	By Re-Appear Fees	17,61,925.01	-	17,61,925.01
To Building Repair	87,000.00	-	87,000.00	By Interest	4,83,337.00	13,668.00	4,97,005.00
To Bus Charges	-	34,16,998.00	34,16,998.00	By Fine Charges	72,575.00	100.00	72,675.00
To Cleaning Items	59,566.00	-	59,566.00	By Donation/ Contribution	2,19,77,146.00	-	2,19,77,146.00
To Computer Exp	3,24,685.00	-	3,24,685.00	By Library Fine	58,476.00	-	58,476.00
To Diesel Exp	-	24,84,596.00	24,84,596.00	By Medicine Charges	5,635.00	-	5,635.00
To Covid Exp	91,175.00	-	91,175.00	By Physiotherapy Consultancy Fee	23,696.00	-	23,696.00
To Depreciation	47,15,317.00	30,09,977.00	77,25,294.00	By Physiotherapy & Rebate	17,100.00	-	17,100.00
To Electricity Exp	29,81,166.00	-	29,81,166.00	By discount & Rebate	57.66	-	57.66
To ESI	5,53,927.00	80,963.00	6,34,890.00	By Closing Stock	1,90,038.25	-	1,90,038.25
To Fees Concession	91,01,667.00	-	91,01,667.00				
To Fire Extinguishers	51,212.00	-	51,212.00				
To Function & Festival	85,212.00	-	85,212.00				
To Insurance	2,55,754.00	10,51,505.00	13,07,259.00				
To Internet Exp.	5,30,900.00	-	5,30,900.00				
To Interest	2,31,095.00	18,32,375.70	20,63,470.70				
To Lab Exp Agriculture lab	1,33,312.40	-	1,33,312.40				
To Lab Exp HMCT	87,776.00	-	87,776.00				
To Landscaping & Gardening	9,10,806.00	-	9,10,806.00				
To Legal Exp	22,000.00	-	22,000.00				
To Medical Exp	13,811.00	-	13,811.00				
To Misc Exp	74,924.00	5,210.00	80,134.00				
To NCC Exp	1,440.00	-	1,440.00				
To Newspaper & Magazines	13,991.00	-	13,991.00				
To Petrol & Fuel (Generator)	5,36,042.00	-	5,36,042.00				
To Petrol & Fuel	13,85,783.00	-	13,85,783.00				
To Photocopy Exp	4,500.00	-	4,500.00				
To Postage & Telegrams	15,000.00	-	15,000.00				
To Printing & Stationary	4,44,601.00	2,120.00	4,46,721.00				
To Professional Fees	7,13,050.00	-	7,13,050.00				
To Provident Fund	24,78,940.00	3,09,514.00	27,88,454.00				
<b>Total</b>	<b>2,69,79,404.40</b>	<b>1,21,99,478.48</b>	<b>3,91,78,882.88</b>	<b>Total</b>	<b>19,21,79,145.85</b>	<b>85,03,208.40</b>	<b>20,06,82,354.25</b>

B/F	2,69,79,404.40	1,21,99,478.48	3,91,78,882.88	Total	19,21,79,145.85	85,03,208.40	20,06,82,354.25
To Refreshment	1,34,355.00	-	1,34,355.00				
To Repair & Maintenance (Vehicle)	5,06,169.00	-	5,06,169.00				
To Road Tax	4,63,104.00	1,98,955.00	6,62,059.00				
To Salary	45,453.00	2,77,550.00	3,23,003.00				
To Software Exp	5,91,78,022.00	24,92,016.00	6,16,70,038.00				
To Sports Exp	2,21,621.00	1,000.00	2,22,621.00				
To Subscription & Fees	1,40,380.00	-	1,40,380.00				
To T/a & D/a	1,77,009.44	-	1,77,009.44				
To Telephone Bills	61,711.00	18,516.00	80,227.00				
To T/A & D/A Viva Exam	2,17,126.39	-	2,17,126.39				
To Visiting Experts Ta Da	1,25,800.00	-	1,25,800.00				
To Uniform Exp	1,32,950.00	-	1,32,950.00				
To Excess of Income over Expenditure	86,775.00	-	86,775.00				
Total	10,37,09,265.62	-66,84,307.08	9,70,24,958.54				
Total	19,21,79,145.85	85,03,208.40	20,06,82,354.25	Total	19,21,79,145.85	85,03,208.40	20,06,82,354.25

\*As per our report of even date attached.\*

For R A S S & ASSOCIATES  
Chartered Accountants



Partner

*[Signature]*  
C.F.A.O.

SANT BABA BHAG SINGH UNIVERSITY  
VICE CHANCELLOR




Place : Hoshiarpur  
Date: 02-12-2021  
UDIN:- 22527124AAAACT7440



**SANT BABA BHAG SINGH UNIVERSITY**  
**VILL. KHIALA, PO. PADHIANA, DISTT. JALANDHAR**  
**CONSOLIDATED INCOME & EXPENDITURE ACCOUNT FOR THE YEAR ENDED 31ST MARCH, 2020**

PARTICULARS	UNIVERSITY				PARTICULARS	UNIVERSITY			
	UNIVERSITY	TRANSPORT	TOTAL			UNIVERSITY	TRANSPORT	TOTAL	
To Stock in Trade	2,78,248.00	-	2,78,248.00		By Fees & Other Charges	15,14,02,857.46	2,28,55,216.00	17,42,58,073.46	
To Advertisement	14,56,609.00	-	14,56,609.00		By Hostel Fees	87,86,793.05	-	87,86,793.05	
To Bank Charges	1,00,049.82	28,870.90	1,28,920.72		By Misc Income	1,78,493.05	-	1,78,493.05	
To Building Repair	11,33,813.00	-	11,33,813.00		By Re-Appeal Fees	12,53,640.00	-	12,53,640.00	
To Bus Charges	-	1,15,44,728.00	1,15,44,728.00		By Interest	3,70,925.00	34,724.00	4,05,649.00	
To Cleaning Items	1,19,630.00	-	1,19,630.00		By Fine Charges	8,21,725.00	1,600.00	8,23,325.00	
To Computer Expenses	4,13,290.00	-	4,13,290.00		By Donation	37,000.00	-	37,000.00	
To Diesel Expenses	-	50,01,689.00	50,01,689.00		By Library Fine	93,295.00	-	93,295.00	
To Depreciation	52,39,217.00	33,24,585.00	85,63,802.00		By Medicine	12,570.00	-	12,570.00	
To Rebate & Discount	69.79	-	69.79		By Photocopy Charges	35,338.00	-	35,338.00	
To Electricity	47,58,992.00	-	47,58,992.00		By Closing Stock	2,19,597.43	-	2,19,597.43	
To Examination	1,62,904.00	-	1,62,904.00						
To ESI	2,09,884.00	37,532.00	2,47,416.00						
To Fees Concession	1,00,95,057.00	-	1,00,95,057.00						
To Freight & Octoral	5,520.00	-	5,520.00						
To Function & Festival	3,48,946.00	-	3,48,946.00						
To Gardening & Plantation	10,07,632.00	-	10,07,632.00						
To Insurance	3,35,874.00	9,90,683.00	13,26,557.00						
To Internet Expenses	5,31,000.00	-	5,31,000.00						
To Interest	3,33,985.00	14,01,096.88	17,35,081.88						
To Lab Expenses	1,51,700.00	-	1,51,700.00						
To Lab Exp Agriculture lab	13,445.00	-	13,445.00						
To Lab Exp Physiotherapy	2,260.00	-	2,260.00						
To Lab Exp HMCT	5,17,587.00	-	5,17,587.00						
To Legal Expenses	1,000.00	-	1,000.00						
To Medical Expenses	45,849.00	-	45,849.00						
To Miscellaneous Expenses	42,905.00	1,149.00	44,054.00						
To NCC Expenses	49,010.00	-	49,010.00						
To Newspaper & Magazines	1,09,967.00	-	1,09,967.00						
To Petrol & Fuel (Generator)	6,34,080.00	-	6,34,080.00						
To Petrol & Fuel	24,40,817.00	-	24,40,817.00						
To Photocopy Charges	75,957.00	-	75,957.00						
<b>Total</b>	<b>3,06,15,297.61</b>	<b>2,23,30,333.78</b>	<b>5,29,45,631.39</b>	<b>Total</b>	<b>16,32,12,233.99</b>	<b>2,28,91,540.00</b>	<b>18,61,03,773.99</b>		



B/P				Total		
To Postage & Telegrams	3,06,15,297.61	2,23,30,333.78	5,29,45,631.39	25,325.00	Total	16,32,12,233.99
To Printing & Stationery	14,01,484.00	5,097.00	14,06,581.00	14,06,581.00		2,28,91,540.00
To Professional Fees	7,71,040.00	-	7,71,040.00	7,71,040.00		18,61,03,773.99
To Provident Fund	25,28,815.00	4,52,558.00	29,81,373.00	29,81,373.00		
To Refreshment	2,34,864.00	-	2,34,864.00	2,34,864.00		
To Registration Fees	54,651.13	-	54,651.13	54,651.13		
To Repair & Maintenance	40,54,540.00	6,30,858.00	46,85,398.00	46,85,398.00		
To Road Tax	85,313.00	6,91,532.00	7,76,845.00	7,76,845.00		
To Salary	6,74,07,007.00	33,27,304.00	7,07,34,311.00	7,07,34,311.00		
To Software Exp	1,52,063.00	1,000.00	1,53,063.00	1,53,063.00		
To Sports Exp	17,80,409.00	-	17,80,409.00	17,80,409.00		
To Subscription & Fees	1,60,000.00	-	1,60,000.00	1,60,000.00		
To T & Da	5,10,336.00	57,004.00	5,67,340.00	5,67,340.00		
To Telephone Bills	1,92,411.00	-	1,92,411.00	1,92,411.00		
To TADA Viva Exam	1,06,283.00	-	1,06,283.00	1,06,283.00		
To Training & Placement	15,500.00	-	15,500.00	15,500.00		
To Visiting Experts T & Da	4,24,804.00	-	4,24,804.00	4,24,804.00		
To Uniform Expenses	72,345.00	-	72,345.00	72,345.00		
To Workshop Expenses	25,990.00	-	25,990.00	25,990.00		
To Excess of Income						
Over Expenditure trf to Corpus Fund	5,25,93,756.25	(46,04,146.78)	4,79,89,609.47	4,79,89,609.47		
<b>Total</b>	<b>16,32,12,233.99</b>	<b>2,28,91,540.00</b>	<b>18,61,03,773.99</b>	<b>Total</b>	<b>16,32,12,233.99</b>	<b>18,61,03,773.99</b>

\*As per our report of even date attached.\*

For RASS & ASSOCIATES

Chartered Accountants

*(Signature)*  
Partner  
CA. MOHIT SHARMA

SANT BABA BHAG SINGH UNIVERSITY

*(Signature)*  
VICE CHANCELLOR  
Sant Bhabha University  
Vill. Khala  
Distt. Jalandhar  
Punjab


Date: 26-12-2020  
Place: Rohtakpur  
UDIN: 2052712AAAAAJK9801

*(Signature)*  
C.F. N. O.  
*(Signature)*



**SANT BABA BHAG SINGH UNIVERSITY**  
**VILL. KHALA, PO. PADHIANA, DISTT. JALANDHAR**  
**CONSOLIDATED INCOME & EXPENDITURE ACCOUNT FOR THE YEAR ENDED 31ST MARCH, 2019**

PARTICULARS	UNIVERSITY	TRANSPORT	TOTAL	PARTICULARS	UNIVERSITY	TRANSPORT	TOTAL
To Opening Stock	339,219.00	-	339,219.00	By Fees & Other Charges	145,023,198.00	18,303,604.00	163,326,802.00
To Advertisement	1,032,839.00	-	1,032,839.00	By Hostel Fees	5,104,197.00	-	5,104,197.00
To Affiliation Fee +1, +2	8,020.00	-	8,020.00	By Misc Income	809,293.00	-	809,293.00
To Agriculture Lab Expenses	21,291.00	-	21,291.00	By Re-Appeal Fees	862,606.00	-	862,606.00
To Application & Inspection	350,000.00	-	350,000.00	By Interest	201,652.00	31,689.00	233,341.00
To Audit Fee	45,000.00	7,000.00	52,000.00	By Closing Stock	278,248.00	-	278,248.00
To Bus Charges	-	11,080,465.00	11,080,465.00				
To Bank Charges	171,249.94	19,584.74	190,834.68				
To Building Repair	1,620,042.00	-	1,620,042.00				
To Cleaning Items	107,251.00	-	107,251.00				
To Computer Expenses	91,764.00	-	91,764.00				
To Fees Concession	12,210,110.00	-	12,210,110.00				
To Depreciation	2,875,527.00	762,300.00	3,637,827.00				
To Distt. Town Planner Fees	2,208,400.00	-	2,208,400.00				
To Work Welfare Fees	2,326,500.00	-	2,326,500.00				
To Electrical Expenses	5,219,877.00	-	5,219,877.00				
To Examination Expenses	17,140.00	-	17,140.00				
To Function & Festivals	175,691.00	-	175,691.00				
To Rent	16,424.00	-	16,424.00				
To Hostel Expenses	6,500.00	-	6,500.00				
To Insurance	53,909.00	614,120.00	668,029.00				
To Interest	20,377.00	228,234.76	248,611.76				
To Internet Expenses	568,036.00	-	568,036.00				
To Lab Expenses	333,129.00	-	333,129.00				
To Gardening Expenses	907,493.00	-	907,493.00				
To Medical Expenses	41,839.00	-	41,839.00				
To Misc. Expenses	88,071.00	5,653.00	93,724.00				
To Nec Expenses	18,917.00	-	18,917.00				
To News Paper & Magazine	171,962.00	-	171,962.00				
To Petrol & Fuel	2,889,575.00	4,342,033.00	7,231,608.00				
To Photo Copy Charges	102,401.00	-	102,401.00				



To Postage & Telegram	56,050.00	-	56,050.00			
To Printing & Stationary	1,395,463.00	10,680.00	1,406,143.00			
To Professional Fee	337,240.00	-	337,240.00			
To Provident Fund	2,210,955.00	366,640.00	2,577,595.00			
To Refreshment	249,451.00	-	249,451.00			
To Registration Fee	161,750.00	-	161,750.00			
To Repair & Maintenance	2,179,575.00	970,906.00	3,150,481.00			
To Road Tax	50,000.00	369,120.00	419,120.00			
To Salary	58,677,605.00	2,587,026.00	61,264,631.00			
To Software Expenses	234,256.00	1,000.00	235,256.00			
To Sports Expenses	970,666.00	-	970,666.00			
To Subscription & Fees	250,000.00	-	250,000.00			
To Travelling allowances	625,343.00	74,052.00	699,395.00			
To Telephone Bills	221,965.00	-	221,965.00			
To Visiting Expert Ta/Da	143,536.00	-	143,536.00			
<b>TO EXCESS OF INCOME</b>	<b>50,476,785.06</b>	<b>(3,103,521.50)</b>	<b>47,373,263.56</b>			
<b>OVER EXPENDITURE</b>	<b>152,279,194.00</b>	<b>18,335,293.00</b>	<b>170,614,487.00</b>			
<b>Total</b>	<b>152,279,194.00</b>	<b>18,335,293.00</b>	<b>170,614,487.00</b>	<b>Total</b>	<b>152,279,194.00</b>	<b>170,614,487.00</b>

"As per our report of even date attached."

Dated : 22-09-2019  
Place : Hoshiarpur

**SANT BABA BHAG SINGH & ASSOCIATES**  
Chartered Accountants  
*[Signature]*  
Partner  
(RISHI SHARMA)

*[Signature]*  
C.F.A.O.

**SANT BABA BHAG SINGH & ASSOCIATES**  
VICE CHANCELLOR  
*[Signature]*  
Vill. Khola  
P.O. Pathiana  
Distt. Hoshiarpur  
**Singh University**



# SANT BABA BHAG SINGH UNIVERSITY

VILL. KHALA, P.O. PADHIANA, DISTT. JALANDHAR

## CONSOLIDATED INCOME & EXPENDITURE ACCOUNT AS ON 31.03.2018

Particular's	S.B.B.S.U	S.B.B.S.U.TPT	TOTAL	Particular's	S.B.B.S.U	S.B.B.S.U.TPT	TOTAL
STOCK IN TRADE	3484.00	0.00	3484.00	BUS FEES	0.00	14783819.00	14783819.00
ADVERTISEMENT	2105664.65	0.00	2105664.65	FEES & OTHER CHARGES	98852093.00	0.00	98852093.00
AUDIT FEE	20000.00	0.00	20000.00	HOSTEL FEEES	2993415.00	0.00	2993415.00
BANK CHARGES	125040.85	1567.04	126607.89	MISC INCOME	681846.00	0.00	681846.00
BUILDING TAX	849090.00	0.00	849090.00	RE APPEAR FEES	366100.00	0.00	366100.00
BUS CHARGES	0.00	10078005.00	10078005.00	INTEREST RECD	193009.00	10096.00	203105.00
CLEANING ITEMS	190253.00	0.00	190253.00	FINE	605599.00	0.00	605599.00
COMPUTER EXP	324266.00	0.00	324266.00	DISCOUNT	30099.65	0.00	30099.65
DEPRECIATION	2178819.00	0.00	2178819.00	DONATION	40700.00	0.00	40700.00
ELEC EXP	3120752.00	0.00	3120752.00	CLOSING STOCK	339219.00	0.00	339219.00
EXAMINATION EXPS.	5000.00	0.00	5000.00				
FASHION DESIGNING EXPS.	17935.00	0.00	17935.00				
FEES CONCESSION	10030029.00	0.00	10030029.00				
FRIEGHT A/C	32420.00	0.00	32420.00				
FUNCTION & FESTIVALS	435983.00	0.00	435983.00				
HOSTEL EXPS.	43157.00	0.00	43157.00				
GARDNING & PLANTATION	273837.00	0.00	273837.00				
INSPECTION CHARGES	106410.00	0.00	106410.00				
INSURANCE	49838.00	6780.00	56618.00				
INTERNET EXP	454337.00	0.00	454337.00				
LAB EXP	507574.00	0.00	507574.00				
MEDICAL EXP	26929.00	0.00	26929.00				
MESS CHARGES	3785.00	0.00	3785.00				
MISC EXP	225750.00	155.00	225905.00				
NCC EXP	8820.00	0.00	8820.00				
NEWS PAPER & MAGAZINE	134406.00	0.00	134406.00				
PETROL & FUEL	2281765.00	74183.00	2355948.00				
PHOTO COPY CHARGES	122330.00	0.00	122330.00				
POSTAGE & TELEGRAM	36627.00	0.00	36627.00				
PRINTING & STATIONARY	1020472.00	0.00	1020472.00				
PROFESSIONAL FEE	530912.00	0.00	530912.00				
PROVIDENT FUND	1088920.00	87431.00	1176351.00				
REFRESHMENT	456084.00	0.00	456084.00				
REGISTRATION FEE	8000.00	0.00	8000.00				
RENT	106000.00	0.00	106000.00				
REPAIR & MAINTANANCE	999087.00	221478.00	1220565.00				
ROAD TAX	3520.00	0.00	3520.00				
SALARY	50295151.00	599935.00	50895086.00				
SOFTWARE EXPENSES	2000.00	1000.00	3000.00				
SPORTS EXP	950180.00	0.00	950180.00				
SUBSCRIPTION & FEES	208000.00	0.00	208000.00				
TA/DA	1743159.00	17322.00	1760481.00				
TELEPHONE BILLS	266994.00	0.00	266994.00				
TELEPHONE EXP	1950.00	0.00	1950.00				
UNIFORM EXP.	175713.00	0.00	175713.00				
VISITING EXPERTS TA/DA	323260.00	0.00	323260.00				
BY EXCESS OF INCOME	22208377.15	3706058.96	25914436.11				
<b>TOTAL</b>	<b>104102080.65</b>	<b>14793915.00</b>	<b>118895995.65</b>	<b>TOTAL</b>	<b>104102080.65</b>	<b>14793915.00</b>	<b>118895995.65</b>



*D. P. Singh*  
C.F.A.O.

*[Signature]*  
CHANCELLOR

**Auditors' Report**  
Certified Correct As Per Books Of Account Produced To Us For Our Verification  
Subject To Separate Report Under Section 44AB and 12A(1)(b) Of The Income Tax Act, 1961

Place : Jalandhar City  
Date : 17-09-2018

**For R.K. KASHYAP & Co.**  
(Chartered Accountants)

*[Signature]*  
CA RAJ KARAN (Prop.)  
M.NO.080793  
FRN 000706N

